



THE PEOPLE'S UNIVERSITY OF BANGLADESH

3rd CONVOCATION

Convocation Software User Manual

3rd Convocation

Login to your account

STUDENT ID

Enter Your ID

ROCKET TRANSACTION ID

Enter Rocket Transaction ID

Sign in

Developed by BIG M Resources Ltd.

REGISTRATION FORM (3rd CONVOCATION)

Student Name (English/Latin): Department:

Institute/Program for Services:

Institute/Program:

Institute (Master program)	Institute/Program	Semester/Transaction	Program
BUET/2020/001	BUET	1st	BUET
		2nd	

Have you passed the Personal Certificate? Yes No Yes, I got it from Personal Certificate

Have you passed the Personal Certificate of? Yes No Yes, I got it from Personal Certificate

Parent/Mailing Address: Contact No.:

Transaction amount	Transaction amount	Rocket Transaction ID	Transaction date
807.00.00	2007.00.00	2020070001	20/07/2020

Submit Cancel

Copyright © 2020, developed by BIG M Resources Ltd.

Table of Contents

1. How to Pay	3
2. Student Login	3
3. Registration Form	4
4. Print.....	5
5. Approval Card	6
6. Logout	6

1. How to Pay

First pay your convocation fee using DBBL Mobile Banking (ROCKET).

How to Pay Using DBBL ROCKET:


- ◆ Go to your Rocket Mobile Menu by dialing ***322#**
- ◆ Choose **“Bill Pay”**
- ◆ Choose **“Self “ or “Others”**
- ◆ Choose **“Other”**
- ◆ Enter Biller ID : **2766**
- ◆ Enter Your Bill Number: **Student ID of Honours or Master Program (Example: 12342202xxx)**
- ◆ Enter the bill amount : **10000** (Ten Thousand Taka only)
- ◆ Now enter your **“Rocket Mobile Menu PIN”** to confirm
- ◆ Done! You will receive a confirmation message with **Transaction ID** from **16216**

Note:

- ◆ After complete your payment using Rocket, you should keep **Transaction ID** for **Login** to the convocation software and for future reference.
- ◆ Payment status will be auto updated into convocation software.
- ◆ You have to pay Tk. 50.00 to the rocket service provider as service charge

2. Student Login

Open the link: (<http://138.68.47.168/peoples-university/>) or www.pub.ac.bd -> **3rd Convocation Registration** and will get the following login page.



ESTD. 1996
3rd Convocation

Login to your account


STUDENT ID

ROCKET TRANSACTION ID

[Sign in](#)

Developed by BIG M Resources Ltd.

→



ESTD. 1996
3rd Convocation

Login to your account

STUDENT ID

ROCKET TRANSACTION ID

[Sign in](#)

Developed by BIG M Resources Ltd.

Login Page

Enter Student ID, ROCKET Transaction ID and click on

the **Sign in** button

3. Registration Form

After Login you will get the following registration form.

Logout

REGISTRATION FORM (3rd CONVOCATION)

Student Name (Capital Letter) * Department *

Available Programs for Convocation
 Honours program Masters program

ID number (Honours program)	Program ended in	Program
<input type="text" value="07121101028"/>	Semester/ Trimester <input type="text" value="Select"/> Year <input type="text" value="Select"/>	<input type="text" value="Select"/>

ID number (Masters program)	Program ended in	Program
<input type="text" value="07121101028"/>	Semester/ Trimester <input type="text" value="Select"/> Year <input type="text" value="Select"/>	<input type="text" value="Select"/>

I have received the Provisional Certificate of undergraduate program Yes No If yes, Upload Your Provisional Certificate

I have received the Provisional Certificate of graduate program Yes No If yes, Upload Your Provisional Certificate

Present Mailing Address * Contact No. *

Student Photo * (Photograph Resolution: 300 DPI, Width: 1.5 inch and Height: 2.0 inch and type jpg,png,jpeg)

Payment Information	
Transaction amount	BDT 10.00
Rocket Transaction ID	1390755811
Transaction date	29-07-2019

Instructions :

1. Graduates will not be allowed to attend the Convocation without clearing all dues of the University.
2. Convocation Gown and Guidebook will be available on submission of Convocation Approval Card from the Information & Admission Office.
3. Attendance in the Convocation Rehearsal is compulsory for all participants.
4. The Gown, Cap and Hood can be collected on the date mentioned in the Guidebook. The Gown, Cap and Hood must be returned before collecting the original certificate(s) from the University.
5. The University will be issuing Convocation Approval Card or Original Certificate(s) on the date mentioned in the Guidebook.

Copyright © 2019. Developed by BIG M Resources Ltd.

Fill up the “Form” carefully and click the **Submit** button. After click **Print** button, PDF file will be downloaded.

4. Print

Keep this PDF file for future reference.



THE PEOPLE'S UNIVERSITY OF BANGLADESH

3rd CONVOCATION

ACKNOWLEDGEMENT OF REGISTRATION FEE



(The student is requested to preserve this slip and show when necessary)

Name	Department
FARZEEN MAHMUD	COMPUTER SCIENCE AND ENGINEERING

1. I have received the Provisional Certificate of undergraduate program.

Address	Contact No.
dhaka	01773329719

Payment Information

Transaction amount	BDT 10.00
Rocket Transaction ID	1390755811
Transaction date	29-07-2019

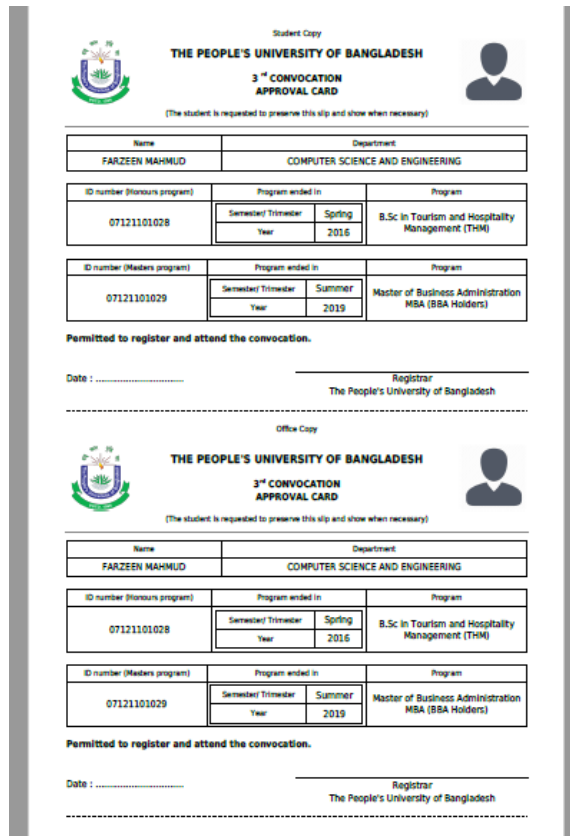
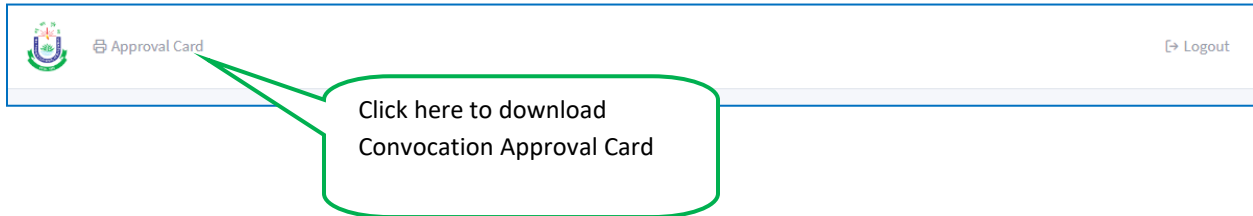
Instructions :

1. Graduates will not be allowed to attend the Convocation without clearing all dues of the University.
2. Convocation Gown and Guidebook will be available on submission of Convocation Approval Card from the Information & Admission Office.
3. Attendance in the Convocation Rehearsal is compulsory for all participants.
4. The Gown, Cap and Hood can be collected on the date mentioned in the Guidebook. The Gown, Cap and Hood must be returned before collecting the original certificate(s) from the University.
5. The University authority reserves the right to refrain from Issuing Convocation Approval Card or Original Certificate to any student if he/ she fails the instructions concerning the Convocation.

PDF View


5. Approval Card

After approval of convocation registration by the PUB authority, student will get “Convocation Approval Card” link to download.



Convocation Approval Card View
Preserve this card and show when necessary.

6. Logout





[↪ Logout](#)